

Installation Instructions

NOTE: INSTALLATION BY A LICENSED ELECTRICIAN IS RECOMMENDED. INSTALLATION AND USE OF THIS EQUIPMENT SHOULD BE IN ACCORDANCE WITH PROVISIONS OF THE U.S. NATIONAL ELECTRICAL CODE, APPLICABLE LOCAL CODES, AND PERTINENT INDUSTRY STANDARDS.

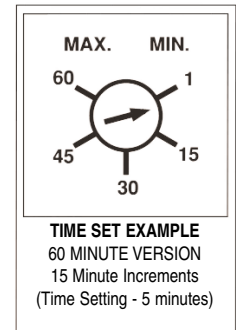
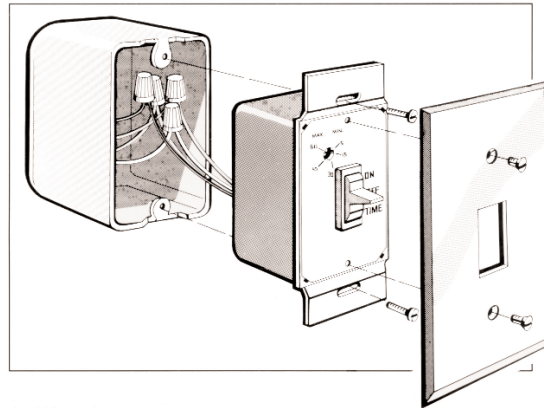
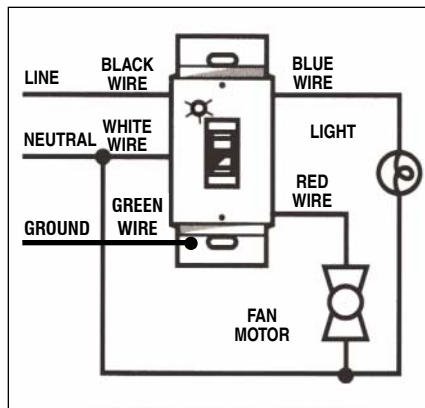


Diagram A

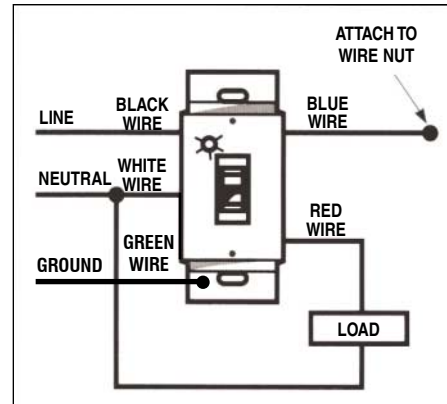
1. **TURN POWER OFF** at circuit breaker or fuse panel.
2. Remove cover plate and existing switch from wall box if one is presently installed.
3. Referring to Diagram I or II below, connect the wires from the fan/light time switch to the wires in the wall box using the wire nuts supplied.
4. Carefully place wires and switch into wall box, and secure with two mounting screws.
5. Using a small screwdriver, set time required by dialing the TIME SET switch found in the upper left corner of the plate to desired position (variable models only). (See Diagram A above)
6. Install wall plate. Make sure the switch is set to the OFF position.
7. **Turn power on** at circuit breaker or fuse panel.

Wiring Diagrams

I. Standard Fan/Light Application



II. Single Timed Load Application



Operating Instructions

- To turn fan and light on for continuous operation, move paddle switch upwards to the ON position.
- Move paddle switch downwards to the TIME position to turn the light off. The fan will stay on for the timing cycle.
- To turn the fan and light off, move the paddle switch to the center OFF position. (For 3-position models only.)

Warranty

ONE YEAR LIMITED WARRANTY

If this MARKTIME® product fails because of a manufacturing defect within one year after purchase, we will, at our option, either repair or replace it at no charge. Our warranty does not cover damage caused by accident, abuse or misuse. We assume no further liability with respect to the sale or use of this product.

This warranty is in lieu of all other warranties, expressed or implied, including the warranty of merchantability. We make no warranty with respect to the fitness of any goods for the user's particular application. This warranty gives you specific legal rights, and you may also have other rights which vary from state to state.